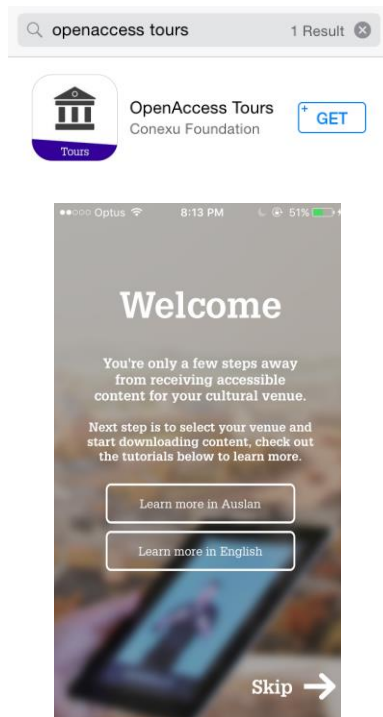


Step by step guide: OpenAccess Tours

BEFORE YOU VISIT – Albury Library Museum

1 Download the app

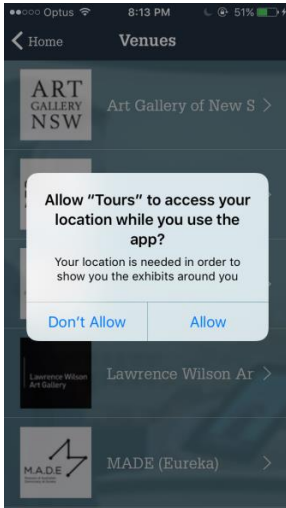


Download the app and its content for free on a Wi-Fi connection before you visit **Albury Library Museum**

- Open the App Store or Google Play on your smart device, search for “OpenAccess Tours” and download.
- When you open the app you will see a welcome message with the option to view more information on how to use OpenAccess Tours. To skip this and begin using the app, tap “Skip.”

2

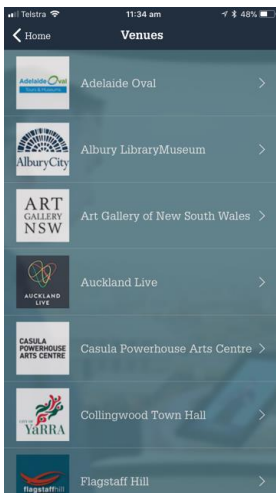
Allow 'Tours' to access your location



The first time you use the app, tap "allow" to enable your location. This allows the app to display the exhibits near you.

3

Select the venue you wish to visit



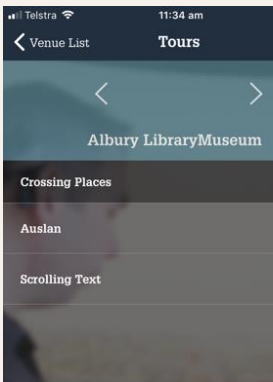
The list of venues is in alphabetical order.

Select **Albury Library Museum**

The access options will then appear on your screen.

4

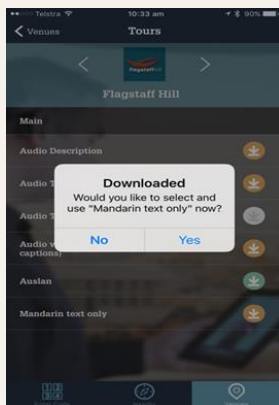
Download your content and your preferences




Choose your access option under **Albury Library Museum**

- ✓ Captions Only
- ✓ Auslan

The content will start downloading immediately.



When the download is complete, a notification will appear. If you are happy with the content you've downloaded, tap "Yes"



If you chose Auslan, you can also select 'captions' as well.


Click on the captions bubble on bottom right-hand corner and select 'English'.

5 Take the tour and enjoy

You'll be taken straight to the 'Enter Code' screen. To access the content you've downloaded at any time during the tour, tap the 'Enter Code' located at the bottom of your screen.



Enter code: Enter the code of the exhibit you are viewing



Nearby: This will list all the displays available at the venue



Venues: Brings you back to Flagstaff Hill Maritime Village options

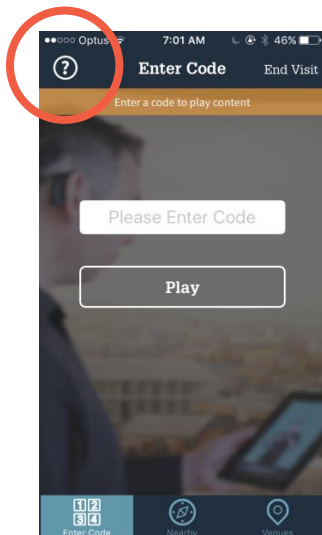
When you select within one of these options, the content you've downloaded will play automatically.

Player controls

Use the player control buttons at the bottom of the screen to pause, fast forward or rewind the content. If you are ready to move on from the display item, tap "Done" at the top left hand corner of the screen.

Share your experience on social media

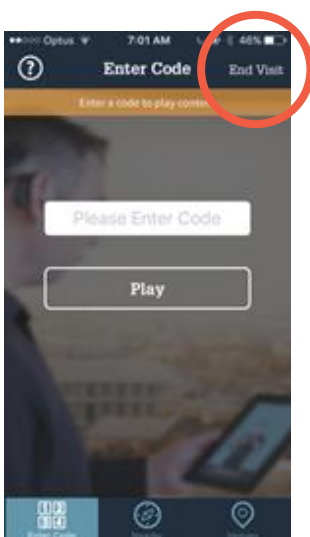
At the end of each display item, you have the opportunity to share your experience of OpenAccess Tours. Simply complete the star rating and then tap the Facebook or Twitter icon.



Help

If you have any issues with OpenAccess Tours, please tap (?) on the top left hand corner of your screen.

6 Complete the tour



You can choose to end your visit at any time by tapping “End Visit” to go back to the welcome screen.

Enjoy your OpenAccess Tours experience!